



FIDIA S.p.A.
 Corso Lombardia 11
 10099 San Mauro T.se
 Torino - ITALIA
 TEL.: +39 011 222 71 11
 FAX.: +39 011 223 80 43
 www.fidia.com

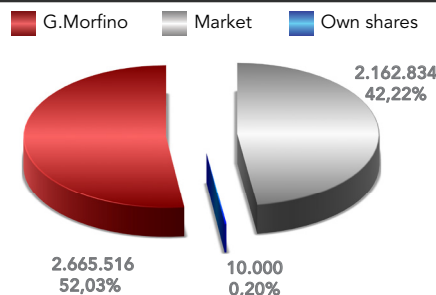
COMPANY PROFILE

Fidia S.p.A., headquartered in Turin, is a world leader company in the design, production and distribution of high-performance integrated milling systems. With over 300 employees, Fidia is known as one of the few companies able to provide complete solutions for the milling process, from the definition of the machining program to the finished product. Fidia produces, distributes and maintains worldwide numerical controls for milling systems, high speed milling systems, CAM software for the cutting of complex shapes. .

SHAREHOLDER

BOARD MEMBERS OWNERSHIP
 (on 5.123.000 issued shares)

GIUSEPPE MORFINO
 2.665.516 shares



C40 Vision™

Quad Core i7 - 3,4 GHz
 16 GB Ram
 500 GB SSD Hard Disk
 Graphic board
 N-Vidia quadro P620
 Double monitor
 19" TFT Touch screen

GROUP STRUCTURE

Fidia S.p.A.

100%	Fidia GmbH - Germany	
99,993%	Fidia Iberica S.A. - Spain	
0,007%	Others	
	Fidia Sarl - France	93,19%
	Fidia GmbH - Germany	6,81%
	Fidia Co - United states	100%
	Fidia do Brasil Ltda - Brasil	99,75%
	Others	0,25%
100%	Beijing Fidia M. & E. Co. - China	
	Shenyang Fidia NC & M Co. Ltd - China	51%
	Shenyang M. T. Co. Ltd	49%

CORPORATE GOVERNANCE

BOARD OF DIRECTORS

President and Managing Director
 Giuseppe MORFINO - Executive

Vice President

Secondo DENTIS - Independent

Directors

Luigino AZZOLIN
 Paola SAVARINO - Independent
 Laura MORGAGNI - Independent

STATUTORY AUDITORS

President
 Massimo CERAOLO

Permanent Auditors
 Giuseppe CHIAPPERO
 Mariarosca SCHEMBARI

Alternate Auditors
 Ombretta CATALDI
 Francesco CAPPELLO
 Silvia CORNAGLIA

INTERNAL CONTROL AND RISK COMMITTEE

Paola Savarino - President
 Luigino Azzolin
 Laura Morgagni

REMUNERATION COMMITTEE

Secondo Dentis - President
 Paola Savarino
 Laura Morgagni



HiMonitor

Machine Monitoring System:
 the workshop under control

CODICE DI INTERNAL DEALING

The Directors and others Relevant Persons must report all transactions completed with a value equal to Euro 5.000 or more within any given calendar year.

SOCIETÀ DI REVISIONE

EY S.p.A.

SPECIALIST

BANCA IMI

SUPERVISORY BODY

Luigino Azzolin - President
 Antonio Breggia Bicchiere
 Luca Mastromatteo

INVESTOR RELATOR

ANTONIO BREGGIA BICCHIERE
 Phone: (+39) 011 222 71 11
 Fax: (+39) 011 223 80 43
 E-mail: investor.relation@fidia.it

INVESTOR RELATIONS POLYTEMS | HIR

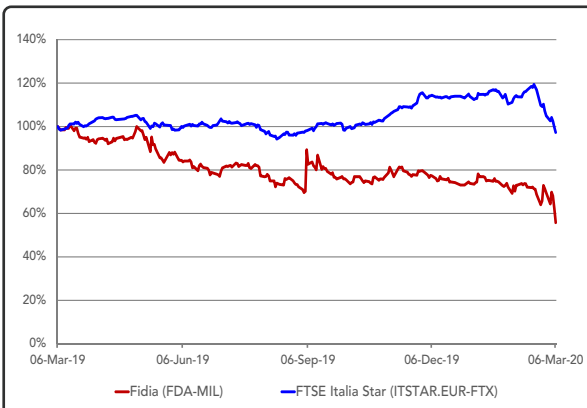
Tel: (+39) 06 69923324
 E-mail: polytemshir@polytemshir.it

STOCK INFORMATION

Company: FIDIA S.p.A.

Market	Borsa MTA	Share capital	5.123.000
Segment	STAR	NO.SHARES of which:	
Code	ISIN - IT0001498481	- Ordinary shares	5.123.000
		- Preferred shares	0000000
	Alfanumerico - FDA	Nominal value	1,00 Euro
Reuters	FDA.MI	Capitalisation (24/03/2017)	36,552 mil €
Bloomberg	FDA.IM	Minimum amount traded	27/11/2000
Macro Sector	Industrial Machinery	Date of quotation	16.800
		IPO	

*STOCK PERFORMANCE



Last price (closure)	3,33
29/04/2020	
Range (-1 Y):	max 4,105 (09/01/2020)
	min 2,145 (12/03/2020)

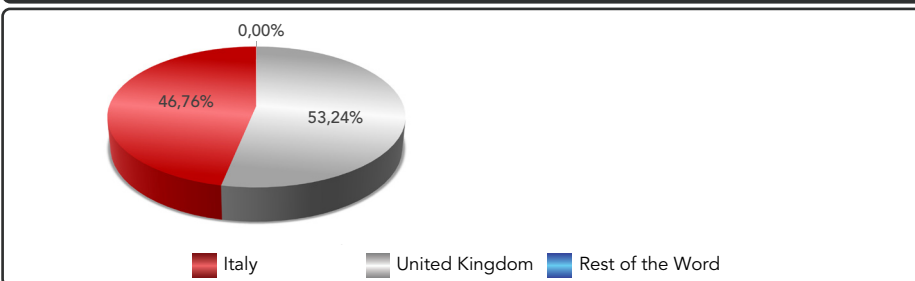
Stock performance

-1 Y	-37,45%
-6 M	-21,81%
-1 M	+6,33%

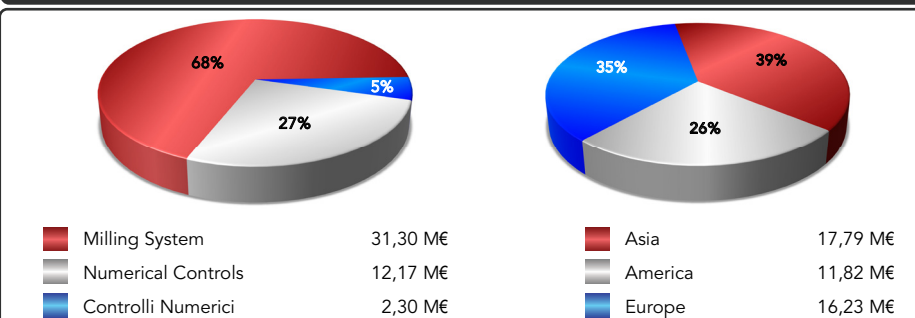
FTSE IT Star index performance

-1 Y	-7,52%
-6 M	-9,99%
-1 M	+8,75%

HOLDERS BY GEOGRAPHY



REVENUES BREAKDOWN AS OF DECEMBER 2019



FINANCIAL HIGHLIGHTS

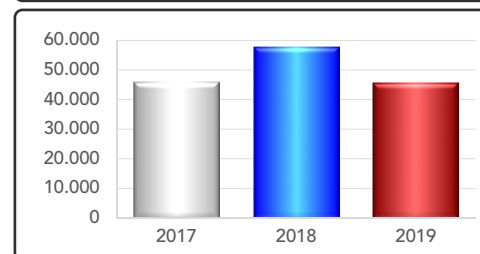
CONSOLIDATED INCOME STATEMENT

	31/12/2019	%	31/12/2018	%
Revenues	45,783	94.3%	57,741	98.0%
Change in finished goods & W.I.P Stock	(92)	-0.2%	(820)	-1.4%
Other operating revenues	2,866	5.9%	1,994	3.4%
Value of production	48,557	100.0%	58,915	100.0%
Raw materials and consumables consumption	(18,776)	-38.7%	(23,394)	-39.7%
Commissions, transport and subcontractors	(4,322)	-8.9%	(5,189)	-8.8%
Other services and operating costs	(8,831)	-18.2%	(11,434)	-19.4%
Added Value	16,629	34.2%	18,898	32.1%
Personnel costs	(17,632)	-36.3%	(17,654)	-30.0%
Gross Operating Margin (EBITDA)	(1,003)	-2.1%	1,244	2.1%
Allocation to provision for doubtful accounts	(147)	-0.3%	(475)	-0.8%
Depreciations and amortisations	(2,319)	-4.8%	(1,192)	-2.0%
Operating margin of the ordinary activity	(3,469)	-7.1%	(423)	-0.7%
Non-recurring (cost)/Revenue	-		(272)	-0.5%
Operating Margin (EBIT)	(3,469)	-7.1%	(695)	-1.2%
Net Financial Income (Expenses)	(587)	-1.2%	(487)	-0.8%
Profit (Loss) on exchange rates	(142)	-0.3%	(67)	-0.1%
Margin before tax (EBT)	(4,198)	-8.6%	(1,249)	-2.1%
Income taxes (current and deferred)	(279)	-0.6%	(304)	-0.5%
Net income (loss) for the accounting period	(4,477)	-9.2%	(1,552)	-2.6%
Income (loss) attributable to minority interest	(359)	-0.7%	(238)	-0.4%
Income (Loss) attributable to the group	(4,118)	-8.5%	(1,314)	-2.2%

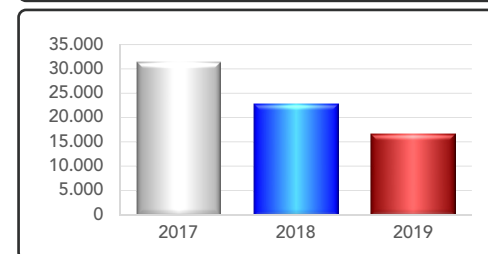
CONSOLIDATED NET FINANCIAL POSITION

	31/12/2019	31/12/2018
Bank deposit and cash	(4,102)	(6,561)
Long and short term loan	16.736	17.921
Net financial position (credit)/debt (H)	12.634	11.361
Net equity	7.347	11.961

REVENUES



ORDERS ACQUISITION



Note:

All the amounts are expressed in thousands of Euro.

* Source of the graph related to stock performance, volumes and indices: Italian Stock Exchange.